

Connect iCloud account to the coach calendar

To connect to the iCloud account the app-specific password has to be used instead of the normal user password.

Step 1: login to iCloud account from <https://www.icloud.com/>

← → ↺ iCloud.com

🍏 iCloud



Sign in with Apple Account

Email or Phone Number

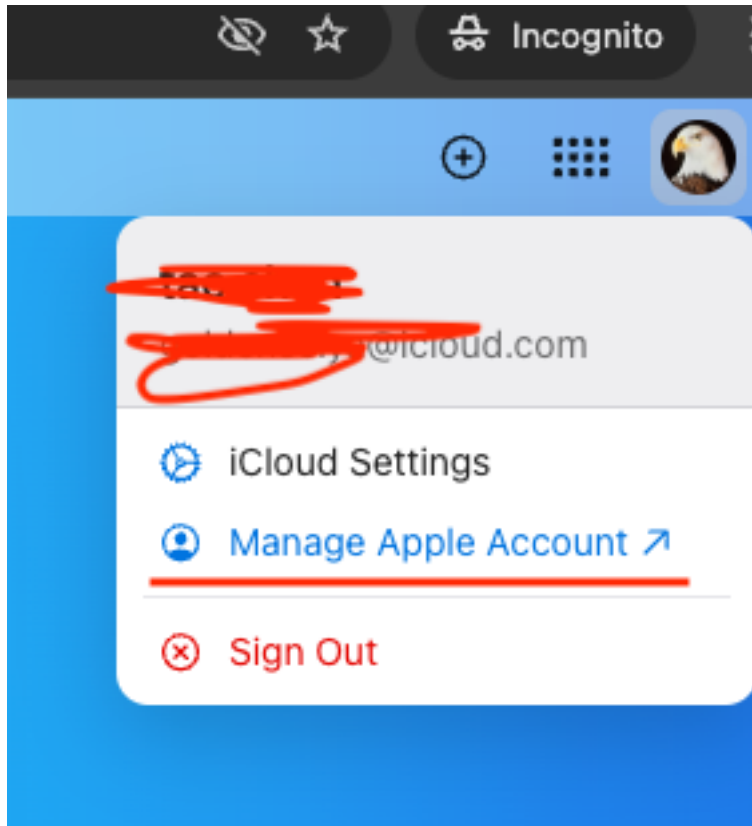


☐ Keep me signed in

[Forgotten your password?](#) ➤

[Create Apple Account](#)

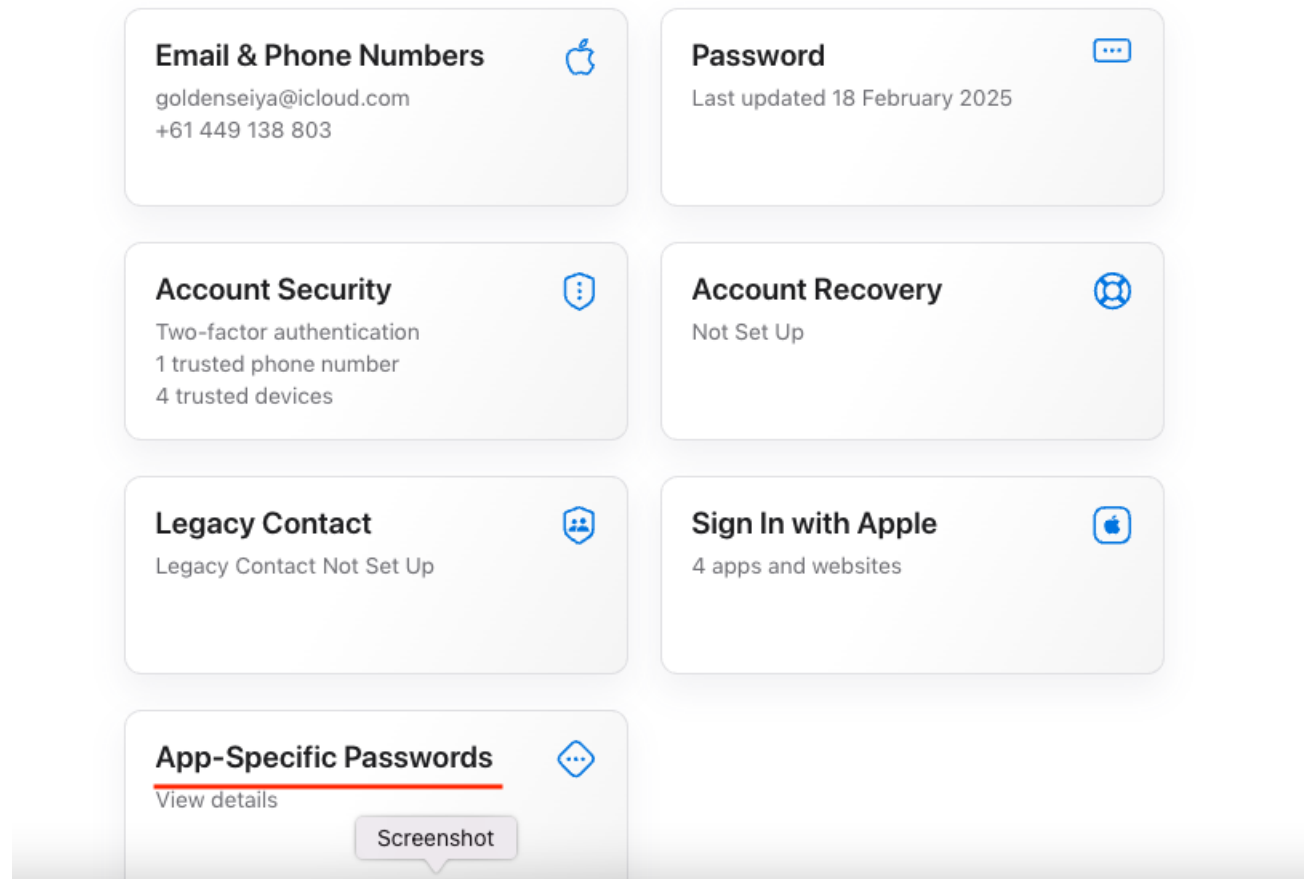
Step 2: After logging in, click the user avatar on the top right and then click “Manage Apple Account” to open the account settings



Step 3: Click “App-specific Passwords” to open the UI to generate the app-specific password

Sign-In and Security

Manage settings related to signing in to your account, account security and how to recover your data when you are having trouble signing in.



Step 3: Click “Generate an app-specific password”

x



App-Specific Passwords

No passwords

Use an app-specific password to sign in to an app or service not provided by Apple.

[About app-specific passwords ↗](#)

Generate an app-specific password

Step 4: Input the name of the app-specific password (any name)



Generate App-Specific Password


Use an app-specific password to sign in to an app or service not provided by Apple.

e.g. Bills

Cancel

Create

Step 5: Input the login password of the iCloud account to confirm



Confirm Your Password

For your security, please enter the password for:
~~getlink@icloud.com~~


password

.....|

Cancel

Continue

Step 6: The new app-specific password will be displayed on the UI, copy and paste it somewhere



Your app-specific password is:

~~drvr-link-fcgc-hnqk~~

Enter this password into the password field of the app you would like to sign in to. Password is case-sensitive.

Done

Step 7: Connect to the iCloud account from the portal by the iCloud email and the app-specific password

Connect to iCloud

Please login to your iCloud account in order to validate the connection.

Email *

App Specific Password *

Cancel

Connect



We do not look at any contacts, subjects, locations or data with private information. We will simply sync to your calendar to see when you are free or busy.